



# COLLEGE OF LIBERAL ARTS AND SCIENCES DESTINATION SURVEY

---

2012-2013

# EXECUTIVE SUMMARY

---

The 2012 -2013 College of Liberal Arts and Sciences (CLAS) Destination Survey is given to all graduates to determine their immediate destination upon graduation. The Destination Survey asked graduates to disclose information regarding their immediate destination including if they are employed (full-time or part-time), attending graduate school, or if they are still seeking employment. Salary information, job title and employer, internship data, and graduate school information are collected.

---

68.4% of graduates reported they were employed full-time, 21.7% reported they were pursuing additional/higher education, 6.9% reported they were still actively seeking employment, 2.7% are employed part time.

72.8% of graduates are working in the *Kansas-Missouri area* and 56.7% are pursuing additional education are also located in the area.

---

52.9% of graduates are earning between \$25,001 - \$45,000.

---

*Law* (16.6%) and *Medicine* (11.9%) are the two most popular graduate programs reported.

---

There is almost an even split of students who had an internship (49.4%) versus students who did not have an internship (50.6%), however, students who had an internship had overall higher rates of securing a full-time position.

# SURVEY METHODS

---

The 2012-2013 College of Liberal Arts and Sciences (CLAS) Destination Survey was sent via email to 1,777 identified students as graduates from December 2012, May 2013 and August 2013. The survey was sent out three times in September, October, and November. With support from the Dean of the College of Liberal Arts and Sciences, University Career Center (UCC) staff asked CLAS department chairs to distribute the survey to recent graduates from their program. Additionally, UCC staff met with various departments and were able to include employment data collected by the departments. Before each round was sent out, graduates who had previously responded were removed from the list. This ensured that graduates who already responded did not respond multiple times to the survey as well as keeping down on irrelevant emails for graduates. A variation of the previous years' email body was used to request participation and completion of the survey.

The survey officially closed on December 15, 2013. After the survey closed, the responses were coded into a SPSS worksheet. Three hundred (16.88%) alumni from the specified time period responded to the survey. LinkedIn was used as a supplementary data source to obtain destination information on graduates who had not completed the DS. 414 (23.30%) students with current employment or graduate school information were found using the KU Alumni Network on LinkedIn. Nine students were identified by our professional staff and two students were found from the University Daily Kansan's report on students' post-graduation plans. The survey had a total knowledge rate of 40.8%.

\*Beginning this year, the career services professional association (NACE) defined "knowledge rate" as the new industry standard for collecting post-graduation data. Knowledge rates are defined as "the percentage of graduates for whom you have information concerning their post-graduation activities". This data could be collected from surveys, online profiles, faculty, employers, etc.

*College of Liberal Arts and Sciences Destination Survey*  
**IMPORTANT:** This email is intended for those who graduated in December 2012, May 2013, or August 2013.

Hello Vanessa,

The University Career Center at the University of Kansas is conducting a follow up survey of graduating students from the College of Liberal Arts and Sciences at the bachelor degree level. The survey only takes a few minutes to complete and helps us learn more about the career paths KU alumni are pursuing. Please visit <https://ku-csm.symplicity.com/surveys/CLASDS2013> by November 15, 2013 to complete the survey. Thank you in advance for your assistance!

If you have questions or need assistance, the UCC is open year round, 8am-5pm M-F. Feel free to make an appointment with us for an in-person, phone, or Skype consultation. Our phone number is 785-864-3624 and our new website is [career.ku.edu](http://career.ku.edu).

Sincerely,

Vanessa Newton  
Program Manager  
University Career Center  
The University of Kansas

# MAJORS DATA

MAJOR	FREQUENCY	MAJOR	FREQUENCY
College of Liberal Arts and Sciences	34	Geography (BA or BS)	10
School of the Arts	1	Geographical Information and Analysis	3
Dance	1	Environmental Geology	3
Theatre	1	General Geology	4
Visual Art	1	Global and International Studies	16
Art - Expanded Media	1	History	28
African/African-American Studies	5	History of Art	9
American Studies	4	Human Development	1
Anthropology	12	Humanities	1
Applied Behavioral Sciences	24	Latina American Studies	2
Astronomy	3	Liberal Arts and Sciences BGS	27
Atmospheric Science	4	Linguistics	7
Biochemistry	12	Literature, Language, and Writing	5
Biodiversity, Ecology, & Evolutionary Biology	3	Mathematics	14
Biology	23	Philosophy	6
Cellular Biology	6	Computational Physics	2
Genetics	3	<b>Political Sciences</b>	<b>48</b>
Human Biology	21	<b>Psychology</b>	<b>54</b>
Microbiology	4	Behavioral Neuroscience	4
Organismal Biology	2	Developmental Psychology	3
Molecular Biosciences	5	Public Administration	13
Chemistry	10	Religious Studies	4
Classical Antiquity	1	Slavic Languages and Literature	2
Classical Languages	3	Sociology	22
<b>Communication Studies</b>	<b>78</b>	Spanish	19
East Asian Languages and Cultures	11	Spanish Concentration	1
<b>Economics</b>	<b>50</b>	Spanish Major	5
<b>English</b>	<b>39</b>	Spanish Special Major	5
Environmental Studies	14	Speech-Language-Hearing	14
Film and Media Studies	5	Theatre	3
French Concentration	6	Women's Studies	1
		Non-CLAS	5

# MINORS DATA

MINOR	FREQUENCY	MINOR	FREQUENCY
African American Studies	1	Jewish Studies	1
American Public Policy	1	Latin American and Caribbean Studies	1
Anthropology	2	Latin American Studies	1
Applied Behavioral Sciences	4	Leadership	3
Art History	4	Linguistics	2
Behavior and Social Sciences Methodology	1	Mathematics	1
<b>Business</b>	<b>25</b>	Middle School Teacher	1
Chemistry	2	Music	1
Communications	6	Peace and Conflict	4
Calculus	1	Philosophy	4
Economics	4	<b>Psychology</b>	<b>11</b>
English	2	Public Administration and Affairs	1
Environmental Studies	4	Public Policy	2
Film Studies	2	Religious Studies	2
German	1	Research	1
Global & International Studies	1	Social and Behavioral Sciences Methodology	1
History	6	Sociology	6
Italian	1	UKanTeach	1
Japanese Language and Cultural Studies	1	U.S. Public Policy	1

# EMPLOYMENT DATA

Month of Graduation (n=725)

May	61.1% (443)
August	14.3% (104)
December	24.6% (178)

Degree Earned (n=725)

BA	49.8% (361)
BS	14.5% (105)
BGS	35.3% (256)
BFA	0.4% (3)

What is your starting gross annual salary? (n=140)

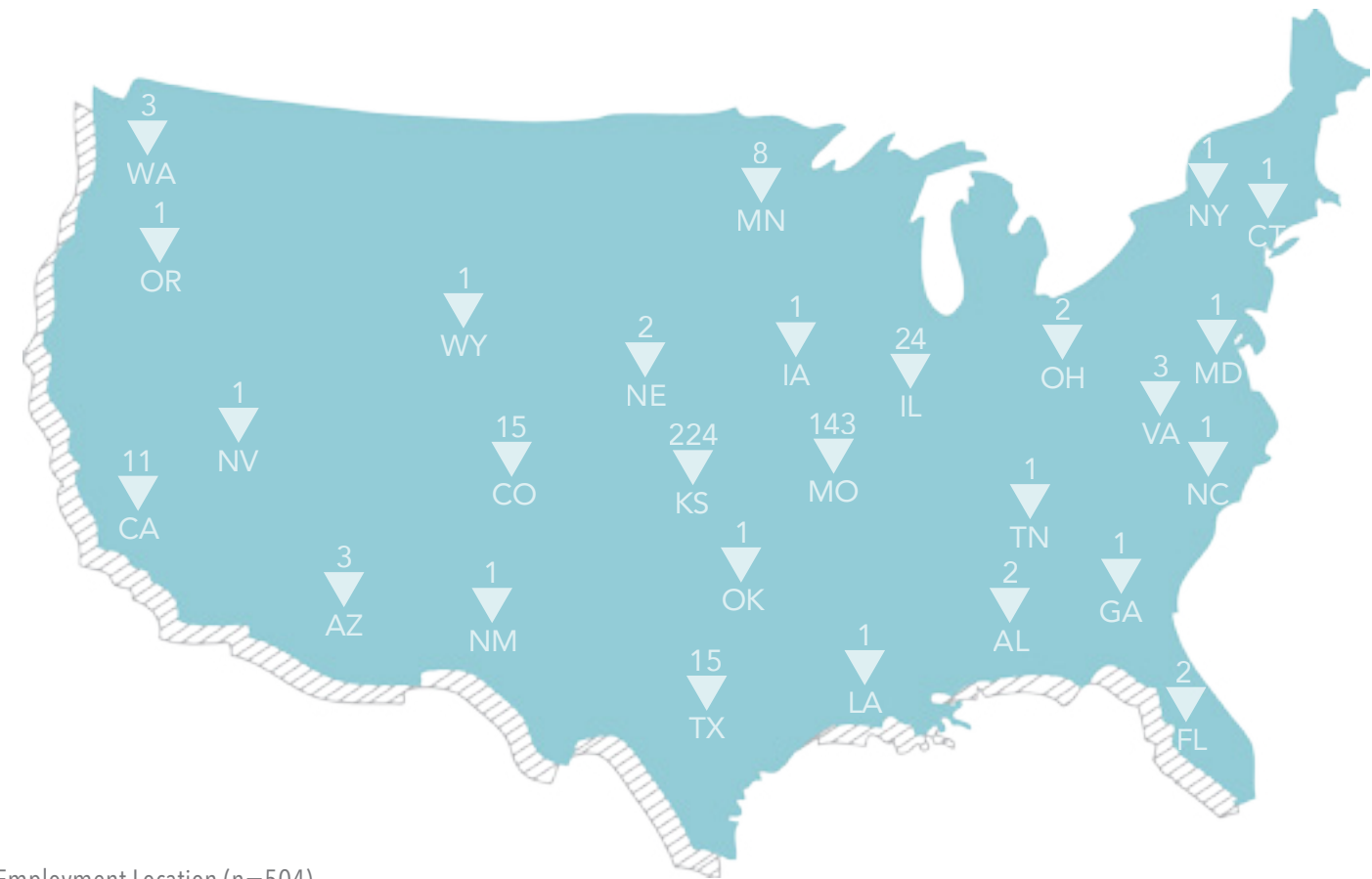
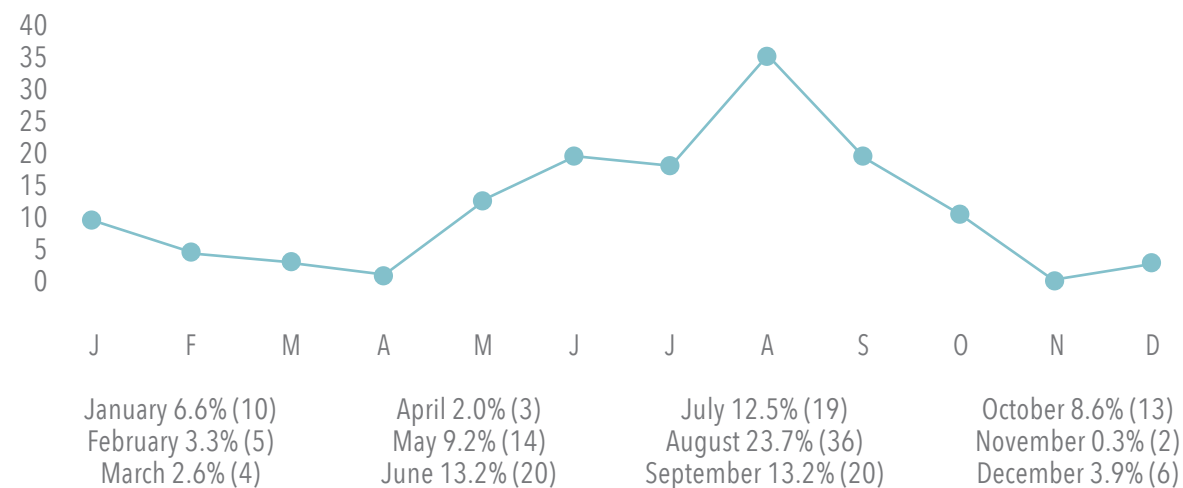
Less than \$15,000	14.3% (20)*
\$15,001 - \$20,000	10.0% (14)
\$20,001 - \$25,000	12.9% (18)
\$25,001 - \$30,000	15.0% (21)
\$30,001 - \$35,000	14.3% (20)
\$35,001 - \$40,000	13.6% (19)
\$40,001 - \$45,000	10.0% (14)
\$45,001 - \$50,000	2.1% (3)
\$50,001 - \$55,000	2.9% (4)
\$55,001 - \$60,000	2.1% (3)
\$60,001 - \$65,000	0.7% (1)
\$70,001 - \$75,000	1.4% (2)
\$75,001 - \$80,000	0.7% (1)

\* 60% are employed part-time.

Which category best describes your current status (n=700)

Employed Full-Time	68.4% (479)
Employed Part-Time	2.7% (19)
Admitted to Graduate or Professional School	21.7% (152)
Actively Seeking Employment	6.9% (50)

Initial Month Employed (n=152)



Employment Location (n=504)

Alabama 0.4%	Illinois 4.8%	Nebraska 0.4%	Tennessee 0.2%
Arizona 0.6%	Iowa 0.4%	Nevada 0.2%	Texas 3.0%
California 2.2%	<b>Kansas 44.4%</b>	New Mexico 0.2%	Virginia 0.4%
Colorado 3.0%	Louisiana 0.2%	New York 2.4%	Washington 0.4%
Connecticut 0.2%	Maryland 0.2%	North Carolina 0.2%	Wyoming 0.2%
District of Columbia 1.0%	Missouri 28.4%	Ohio 0.4%	Non-US 2.4%
Florida 0.4%		Oklahoma 0.2%	Other Americas 0.4%
Georgia 0.2%		Oregon 0.2%	

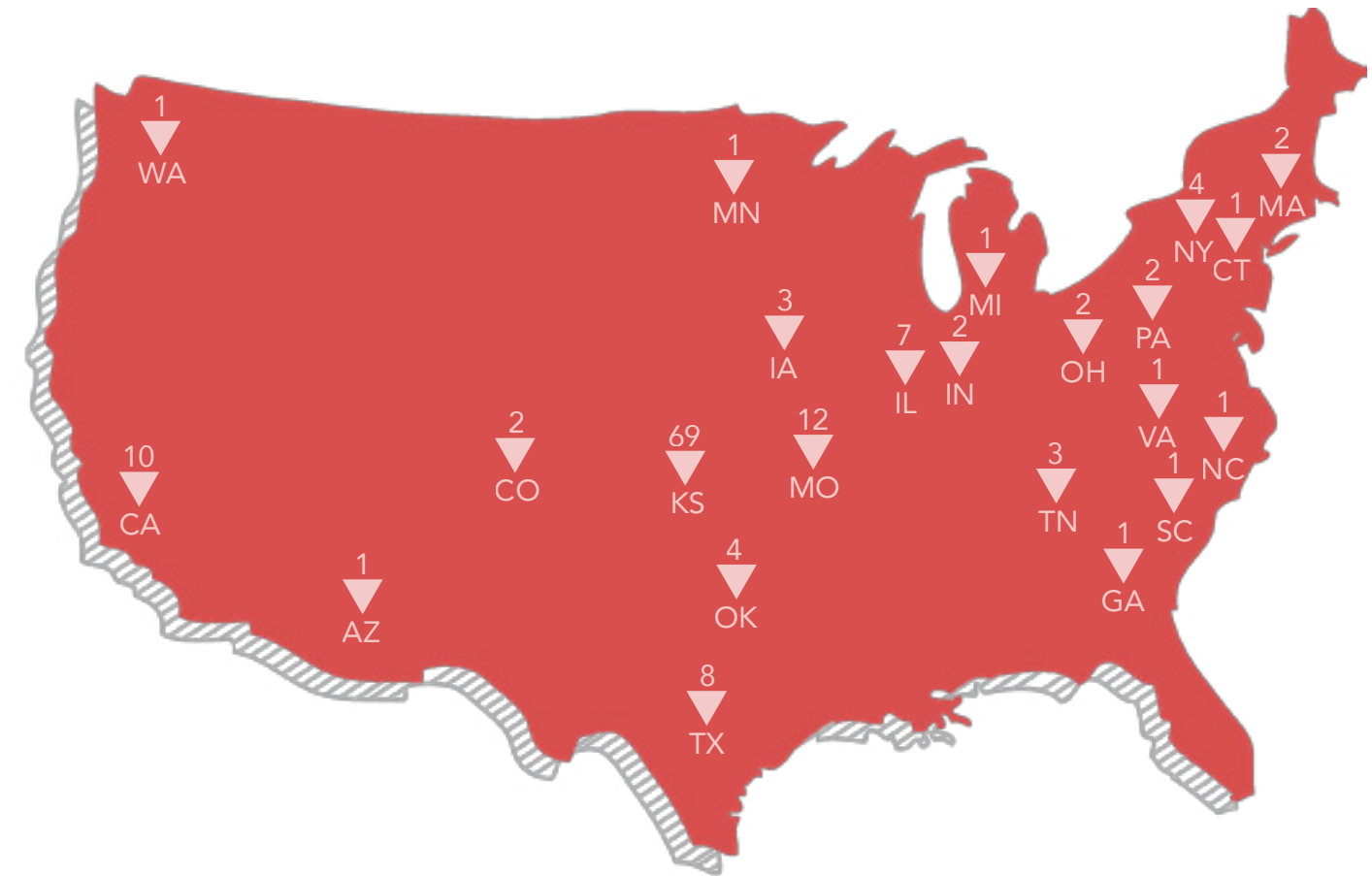
# GRADUATE SCHOOL DATA

## Top 15 programs of study

1. Law - 25
2. Medicine - 18
3. Public Administration - 4
4. Linguistics - 3
5. Anesthesia - 2
6. Behavior Analysis - 2
7. Economics - 2
8. Information Science - 2
9. International Security - 2
10. Occupational Therapy - 2
11. Physical Therapy - 2
12. Physics and Astronomy - 2
13. Public Health - 2
14. Speech-Language Pathology - 2
15. Social Work and Welfare - 2

## Degree you are studying (n=120)

MA	15.0% (18)
MDiv	0.8% (1)
MPA	1.7% (2)
MS	14.2% (17)
JD	24.2% (29)
PhD	11.7% (14)
Other	32.5% (39)
AuD	
BSN - 2	
Certificate	
Clinical Doctorate - 2	
D.O.	
MAcc	
MBA - 3	
MD - 18	
MEd	
MFA	
MPH - 2	
MSW - 2	
OD	
Pharm D	



## In what state did you attend graduate school? (n=143)

Arizona 0.7%	Indiana 1.4%	Missouri 8.4%	South Carolina 0.7%
California 7.0%	Iowa 2.1%	Nebraska 0.7%	Tennessee 2.1%
Colorado 1.4%	Kansas 48.3%	New York 2.8%	Texas 5.6%
Connecticut 0.7%	Massachusetts 1.4%	North Carolina 0.7%	Virginia 0.1%
District of Columbia 0.7%	Michigan 0.7%	Ohio 1.4%	Washington 0.1%
Georgia 0.7%	Minnesota 0.7%	Oklahoma 2.8%	Non-US 1.4%
Illinois 4.9%		Pennsylvania 1.4%	

# INTERNSHIP DATA

Did you have an internship? (n=451)

**YES** 49.4% (218)

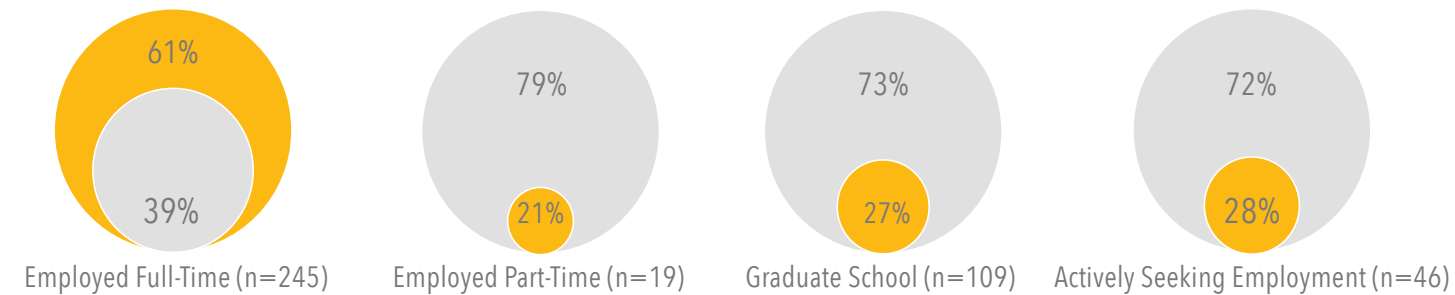
**NO** 50.6% (233)

Number of internships (n=220)		Type of internship (n=79)	
One	71.8% (158)	Paid	38% (30)
Two	17.7% (39)	Unpaid	62% (49)
Three	7.7% (17)		
Four	0.9% (2)		
Five	0.5% (1)		

Current Status (n=420)

● Internship

● No Internship



## Top 5 Majors Who Interned

1. Communication Studies: 47
2. Political Science: 22
3. Economics: 13
4. English: 13
5. Spanish: 11

## Where did you intern? (n=79)

- Africa
- Atlanta, GA
- Baltimore, MD
- Boca Raton, FL
- Buffalo, WY
- Burbank, CA
- Centro Hispano
- Chile
- Fort Leavenworth, KS
- Gardner, KS
- Germany
- Independence, MO
- Johnson County, KS
- Kansas City Metro - 8
- Lawrence, KS - 22
- Los Angeles, CA - 2
- Minneapolis, MN
- McPherson, KS - 2
- New York, NY - 2
- Olathe, KS - 2
- Overland Park, KS - 3
- Portland, OR
- Roeland Park, KS
- San Francisco, CA
- Spain - 5
- Topeka, KS - 8
- Waco, TX
- Washington D.C. - 5
- Virtual/Online - 2

## Top Internship Organization Categories

1. Congressional
2. Municipal
3. University of Kansas
4. Healthcare
5. Non-Profits
6. Sporting Companies
7. Advertising/Marketing

## What is your starting gross annual salary?

No Internship (n=99)		Internship (n=41)	
Less than \$15,000	14.1% (14)	Less than \$15,000	14.6% (6)
\$15,001 - \$20,000	11.1% (11)	\$15,001 - \$20,000	7.3% (3)
\$20,001 - \$25,000	14.1% (14)	\$20,001 - \$25,000	9.8% (4)
\$25,001 - \$30,000	15.2% (15)	\$25,001 - \$30,000	14.6% (6)
\$30,001 - \$35,000	13.1% (13)	\$30,001 - \$35,000	17.1% (7)
\$35,001 - \$40,000	15.2% (15)	\$35,001 - \$40,000	9.8% (4)
\$40,001 - \$45,000	9.1% (9)	\$40,001 - \$45,000	12.2% (5)
\$45,001 - \$50,000	0.0% (0)	\$45,001 - \$50,000	7.3% (3)
\$50,001 - \$55,000	3.0% (3)	\$50,001 - \$55,000	2.4% (1)
\$55,001 - \$60,000	2.0% (2)	\$55,001 - \$60,000	2.4% (1)
\$60,001 - \$65,000	1.0% (1)	\$60,001 - \$65,000	0% (0)
\$65,001 - \$70,000	1.0% (1)	\$65,001 - \$70,000	2.4% (1)
\$70,001 - \$75,000	1.0% (1)	\$75,001 - \$80,000	0% (0)
\$75,001 - \$80,000	1.0% (1)		

## **University Career Center**

110 Burge Union

Phone: 785.864.3624

Email: [ucc@ku.edu](mailto:ucc@ku.edu)

Website: [career.ku.edu](http://career.ku.edu)

---